

NT Implant System

- NP=Narrow Platform
- RP=Regular Platform
- WP=Wide Platform

Dental Implant

3.5mm		L Length	NP
		8.5mm	050.3508
		10mm	050.3510
		11.5mm	050.3511
		13mm	050.3513
		15mm	050.3515
		18mm	050.3518

4.3mm		L Length	RP
		8.5mm	050.4308
		10mm	050.4310
		11.5mm	050.4311
		13mm	050.4313
		15mm	050.4315
		18mm	050.4318



5.0mm		L Length	RP
		8.5mm	050.5008
		10mm	050.5010
		11.5mm	050.5011
		13mm	050.5013
		15mm	050.5015
		18mm	050.5018



Closure Screw



Closure Screw	NP	RP	
	051.1310		051.2310



Prosthetic Components







Healing Abutments	NP	3.0mm	5.0mm	7.0mm	RP	3.0mm	5.0mm	7.0mm
Conical								
φ 3.6mm		051.1113	051.1115	051.1117		051.2113	051.2115	051.2117
φ 5.0mm		051.1133	051.1135	051.1137		051.2133	051.2135	051.2137
φ 6.0mm						051.2123	051.2125	051.2127
Curve								
φ 4.0mm		051.1123	051.1125	051.1127				
φ 5.0mm						051.2223	051.2225	051.2227
Esthetics Abutments	NP	1.5mm	3.0mm	4.5mm	RP	1.5mm	3.0mm	4.5mm
Angle 0°		052.1411	052.1413	052.1414		052.2411	052.2413	052.2414
Angle 15°		052.1421	052.1423	052.1424		052.2421	052.2423	052.2424
Narrow Abutments	NP	7mm	9mm	RP	7mm	9mm		
		052.1417		052.1419		052.2417	052.2419	
Temporary Abutments (Bridge)	NP	1.5mm	3.0mm	4.5mm	RP	1.5mm	3.0mm	4.5mm
		053.1241				053.2241		
Temporary Abutments (Single)	NP	1.5mm	3.0mm	4.5mm	RP	1.5mm	3.0mm	4.5mm
		053.1141				053.2141		



Locator Abutments		NP		RP	
Height=1mm		052.1631			052.2631
Height=2mm		052.1632			052.2632
Height=3mm		052.1633			052.2633
Height=4mm		052.1634			052.2634
Height=5mm		052.1635			052.2635
Height=6mm		052.1636			052.2636

Base-L Abument		NP			RP			
		0.5mm	1.0mm	1.5mm	0.5mm	1.0mm	1.5mm	
φ 4.0mm		052.1530	052.1531	052.1532		052.2540	052.2541	052.2542
φ 4.5mm		052.1540	052.1541	052.1542		052.2550	052.2551	052.2552
φ 5.0mm								







Base-S Abument		NP			RP			
		0.5mm	1.0mm	1.5mm	0.5mm	1.0mm	1.5mm	
φ 4.0mm		052.1730	052.1731	052.1732		052.2750	052.2751	052.2752
φ 4.5mm		052.2740	052.2741	052.2742		052.2740	052.2741	052.2742

Abument Screw		NP		RP	
			051.1416		051.2411

Multiunit Abument		NP				RP			
		1.5mm	2.5mm	3.5mm	4.5mm	1.5mm	2.5mm	3.5mm	4.5mm
Angle 0°		054.1141	054.1142	054.1143			054.2141	054.2142	054.2143
Angle 17°			054.1242	054.1243			054.2242	054.2243	
Angle 30°				054.1343	054.1344			054.2343	054.2344























Multi-unit Abutment Coping		Regular		Wide	
		058.1301			058.1302

NT Implant System

Angled Multi-unit Screw		
		
	051.1414	051.2413
Multi-unit Screw		
	051.1412	
Temporary Coping		
	053.1561	

Impression Components

Impression Cap

Closed-tray		$\varnothing 3.6\text{mm}$	$\varnothing 5.0\text{mm}$	$\varnothing 6.0\text{mm}$		$\varnothing 3.6\text{mm}$	$\varnothing 5.0\text{mm}$	$\varnothing 6.0\text{mm}$
Height=9mm						058.2101	058.1103	058.2105
Height=13mm		058.1101	058.1102			058.2102	058.1104	058.2106
Open-tray		$\varnothing 3.6\text{mm}$	$\varnothing 5.0\text{mm}$	$\varnothing 6.0\text{mm}$		$\varnothing 3.6\text{mm}$	$\varnothing 5.0\text{mm}$	$\varnothing 6.0\text{mm}$
Height=10mm		058.1103	058.1105			058.2107	058.2109	058.2111
Height=14mm		058.1104	058.1106			058.2108	058.2110	058.2112
Bridge								
Height=12mm			058.1107				058.2113	
Multi-unit Abutment								
			058.1109					
Analog								
Implant								
			058.1201				058.2201	
Multi-unit Abutment								
			058.1202					